


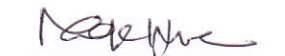
**United Power Generation & Distribution Company Ltd.**  
**Statement of Financial Position (Un-Audited)**  
**As at 30 September 2015.**

	30-09-2015 <u>Taka</u>	31-12-14 <u>Taka</u>
<b>ASSETS</b>		
<b>Non-current assets</b>		
Property, plant and equipment, net	9,081,602,453	9,254,961,271
	<b>9,081,602,453</b>	<b>9,254,961,271</b>
<b>Current assets</b>		
Inventories	362,113,089	251,555,997
Trade receivables	768,094,248	851,807,451
Inter-company balances	1,463,228,080	1,562,043,136
Advance, deposits and prepayments	136,860,393	75,827,208
Cash and bank balances	1,354,622,129	266,872,319
	<b>4,084,917,940</b>	<b>3,008,106,111</b>
<b>TOTAL ASSETS</b>	<b>13,166,520,393</b>	<b>12,263,067,382</b>
<b>EQUITY &amp; LIABILITIES</b>		
<b>Shareholders' equity</b>		
Share capital	3,629,446,980	2,969,497,260
Share Premium	2,046,000,000	-
Retained earnings	6,524,751,489	6,515,795,388
	<b>12,200,198,469</b>	<b>9,485,292,648</b>
<b>Non-current liabilities</b>		
Redeemable Preference Share capital-Non current portion	-	-
Long term loan-Non current portion	469,816,956	448,949,104
	<b>469,816,956</b>	<b>448,949,104</b>
<b>Current liabilities</b>		
Trade payables	101,102,115	100,070,520
Other payables and accrual	310,794,284	14,785,339
Redeemable Preference Share capital-Current portion	-	1,192,000,000
Long term loan (current portion)	22,393,078	976,149,050
Provision for taxation	62,215,491	45,820,721
	<b>496,504,967</b>	<b>2,328,825,630</b>
<b>TOTAL EQUITY &amp; LIABILITIES</b>	<b>13,166,520,393</b>	<b>12,263,067,382</b>
<b>Net Asset Value (NAV) per share (Tk.)</b>	<b>34.17</b>	<b>26.57</b>

  
 General Md. Abdul Mubeen (Retd.)  
 Chairman

  
 Moinuddin Hashan Rashid  
 Managing Director

  
 KMA Shamim  
 Director

  
 Md. Mahfuzul Haque FCMA  
 Head of Finance &  
 Company Secretary

**United Power Generation & Distribution Company Ltd.**  
**Statement of Comprehensive Income (Un-Audited)**  
**For the period ended 30 September 2015**

	Nine months ended		3rd Quarter ended	
	January to 30 September 2015 Taka	January to 30 September Taka	July To 30 September Taka	July To 30 September 2014 Taka
Revenue	3,790,023,404	3,236,387,226	1,261,420,509	1,171,965,467
Operating expenses	(1,213,117,071)	(1,135,281,172)	(420,437,260)	(473,910,502)
<b>Gross profit</b>	<b>2,576,906,333</b>	<b>2,101,106,054</b>	<b>840,983,249</b>	<b>698,054,965</b>
Administrative expenses	(98,712,639)	(49,382,369)	(14,201,826)	(10,027,689)
<b>Operating profit</b>	<b>2,478,193,694</b>	<b>2,051,723,685</b>	<b>826,781,423</b>	<b>688,027,276</b>
Other operating income	160,684,901	96,895,159	51,217,157	21,097,242
Financial expenses	(138,904,787)	(356,866,866)	(12,729,314)	(105,272,572)
<b>Net profit before tax</b>	<b>2,499,973,809</b>	<b>1,791,751,978</b>	<b>865,269,267</b>	<b>603,851,946</b>
Provision for taxation	(16,394,770)	(33,913,306)	-	(7,384,035)
<b>Net profit after tax</b>	<b>2,483,579,039</b>	<b>1,757,838,672</b>	<b>865,269,267</b>	<b>596,467,911</b>


No. of shares outstanding as on 30 June 2014  
 Weighted average number of shares outstanding as on 30 September 2015

	-	296,949,726	-	296,949,726
	357,021,621		357,021,621	-
<b>Earning per share (EPS)</b>	<b>6.96</b>	<b>5.92</b>	<b>2.42</b>	<b>2.01</b>
<b>Earning per share (EPS) - (diluted)</b>	<b>-</b>	<b>4.92</b>	<b>-</b>	<b>1.67</b>

  
**General Md. Abdul Mubeen (Retd.)**  
 Chairman


  
**Moinuddin Hashan Rashid**  
 Managing Director

  
**KMA Shamim**  
 Director

  
**Md. Mahfuzul Haque FCMA**  
 Head of Finance &  
 Company Secretary

**United Power Generation & Distribution Company Ltd.**  
**Statement of Cash Flows (Un-Audited)**  
**For the period ended 30 September 2015**

	January to 30 September 2015 <u>Taka</u>	January to 30 September 2014 <u>Taka</u>
<b>A Cash flows from operating activities</b>		
Cash received from customers	3,873,736,607	3,146,236,125
Cash received from other operating income	160,684,901	96,895,159
Cash paid to suppliers and contractors	(846,156,764)	(722,278,664)
Cash paid for other operating expenses	(366,822,448)	(241,222,499)
Payment of financial expenses	(138,904,787)	(356,866,866)
	-	(10,000,000)
<b>Net cash flow from operating activities</b>	<b>2,682,537,509</b>	<b>1,912,763,254</b>
<b>B Cash flows from investing activities</b>		
Payment for acquisition of property, plant and equipment	(79,657,733)	(81,623,110)
Cash received / (paid) for inter-company loan	98,815,056	(97,723,200)
<b>Net cash used in investing activities</b>	<b>19,157,323</b>	<b>(179,346,310)</b>
<b>C Cash flows from financing activities</b>		
Long term loan received/(paid)	(932,888,120)	(1,067,362,693)
Short term loan received /(paid)	-	2,561,108
Redeemable preference share	(1,192,000,000)	(510,000,000)
Investment in FDR		(200,000,000)
Share capital received	330,000,000	-
Share premium received	2,046,000,000	-
Dividend paid	(1,865,000,000)	-
Security money received / (paid)	(56,904)	-
<b>Net cash flow from financing activities</b>	<b>(1,613,945,024)</b>	<b>(1,774,801,585)</b>
<b>D Net changes in cash and cash equivalents (A+B+C)</b>	<b>1,087,749,809</b>	<b>(41,384,641)</b>
<b>E Opening balance</b>	266,872,320	75,613,642
<b>Closing balance (D+E)</b>	<b>1,354,622,129</b>	<b>34,229,001</b>
<b>Net Cash Flows from Operating Activities per share (Tk.)</b> (2014: Restated)	<b>7.51</b>	<b>5.36</b>

  
**General Md. Abdul Mubeen (Retd.)**  
**Chairman**

  
**Moinuddin Hashan Rashid**  
**Managing Director**

  
**KMA Shamim**  
**Director**

  
**Md. Mahfuzul Haque FCMA**  
**Head of Finance &**  
**Company Secretary**

United Power Generation & Distribution Company Ltd.  
Statement of Changes in Equity (Un-Audited)  
For the period ended 30 September 2015

Particulars	Share capital Taka	Share Premium	Retained earnings Taka	Total Taka
Balance at 1 January 2015	2,969,497,260	-	6,515,795,388	9,485,292,648
Issued during the period Through IPO	330,000,000	2,046,000,000	-	2,376,000,000
Issued during the period Through bonus share	329,949,720			329,949,720
Dividend paid for the year 2013 and 2014			(2,474,622,939)	(2,474,622,939)
Net profit for the period	-	-	2,483,579,039	2,483,579,039
Balance AS at 30 September 2015	<u>3,629,446,980</u>	<u>2,046,000,000</u>	<u>6,524,751,489</u>	<u>12,200,198,469</u>
Balance as at 1 January 2014	2,969,497,260		4,051,308,485	7,020,805,745
Issued during thr period the period				-
Net profit for the period			1,757,838,672	1,757,838,672
Balance at 30 September 2014	<u>2,969,497,260</u>	-	<u>5,809,147,157</u>	<u>8,778,644,417</u>



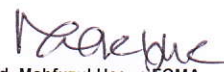
General Md. Abdul Mubeen (Retd.)  
Chairman



Md. Inuddin Hashan Rashid  
Managing Director



KMA Shamim  
Director



Md. Mahfuzul Haque FCMA  
Head of Finance &  
Company Secretary